

West Midlands

Introduction

The West Midlands has an area of just under 13,000 km². Around 5.4 million people live in the region, giving a population density of 416 people per km²; just over half of them live in large conurbations. The main conurbation centres on Birmingham (population more than 1 million) and includes the Black Country, Solihull and Coventry. Other significant urban areas are Stoke-on-Trent, Wolverhampton, Stafford and Worcester.

Higher education provision

There are 12 higher education institutions (HEIs) in the West Midlands: nine universities and three university colleges. In addition there are 34 further education colleges (FECs) teaching recognised courses of higher education.

In total, there are 192,555 full person equivalent students studying on higher education courses (equating to 135,085 full time equivalents). Of these, 163,730 students are taught at HEIs in the region. The HEIs range in size from the University of Warwick with 25,910 students and the University of Birmingham with 25,890 students, to Harper Adams University College with 1,955 students. There are also 11,345 students taught at FECs in the region, and 16,055 students who are domiciled in the region and are studying via distance learning.

Student profile

The West Midlands has the highest percentage (across all the regions) of students studying part-time (33 per cent). Forty-four per cent of young, full-time, first degree, HEI-taught students from the West Midlands remain in the region to study (the England average is also 44 per cent). There is a slight net flow of these type of students out of the region, in other words slightly more students leave the West Midlands to study at HEIs in other English regions than enter the region to study.

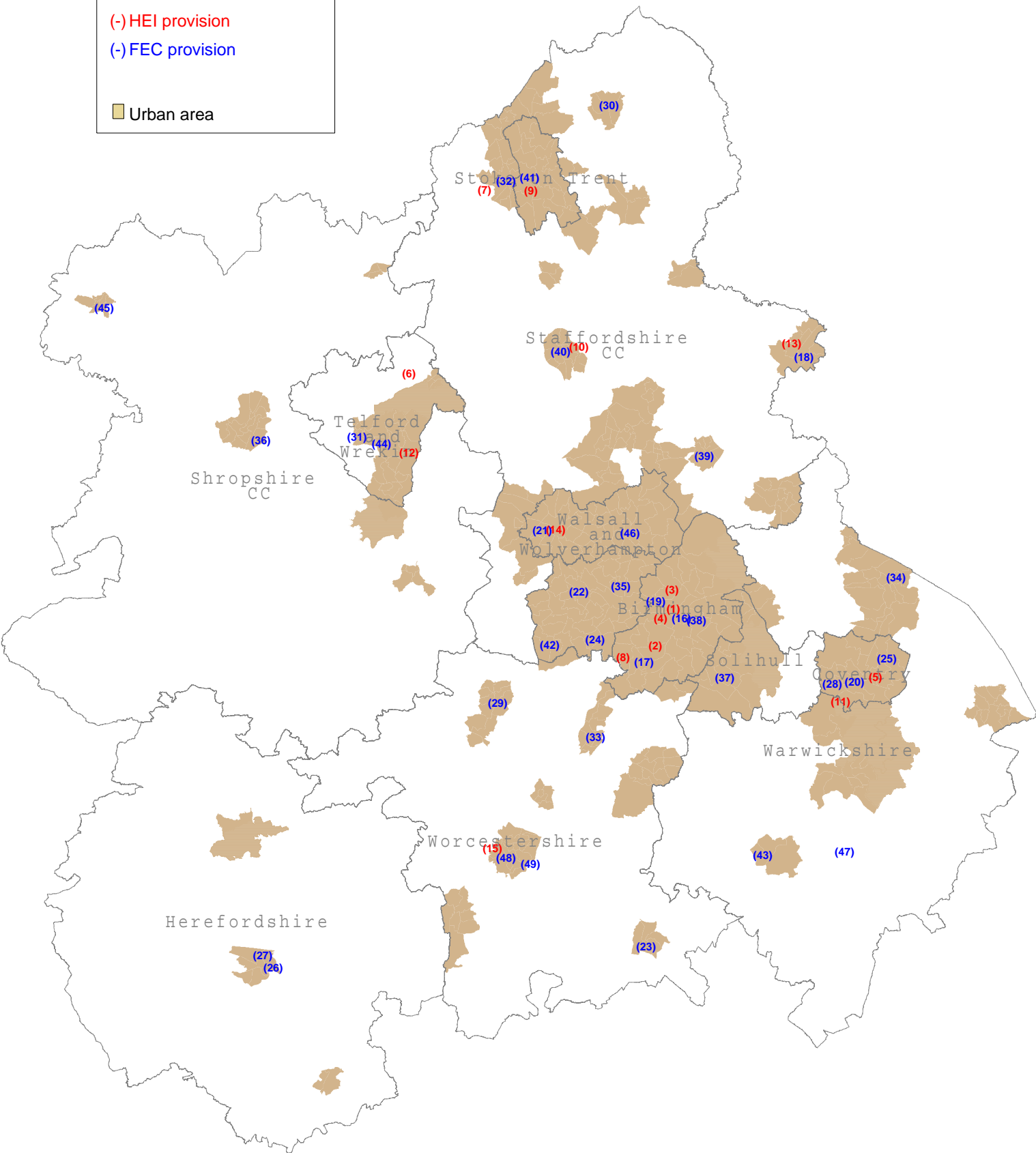
Resources of higher education institutions

The total income of higher education institutions in the region was £1,636 million in 2007-08. Of this, 66 per cent came from funding council grants and tuition fees, 11 per cent from research grants and contracts and 23 per cent from other income.

HEFCE recurrent funding allocated to HEIs in the West Midlands totalled £527 million in 2009-10. Of this, 79 per cent was for teaching funding, 19 per cent for research, and 3 per cent for business and community engagement. Almost 80 per cent of the region's funding for research was allocated to two HEIs.

Known providers of HE - West Midlands

(-) HEI provision
 (-) FEC provision
 Urban area



Mapping derived from 2001 Census, Output Area Boundaries (Crown copyright 2003)

Rural/urban definition available from ONS (Crown copyright)

Information on HEI campuses is taken from the HESA 2007-08 campus information collection

FEC campus is location of majority of HE provision, and may differ from main location of FE provision

Known providers of HE - West Midlands

1 ▲	Aston University	16 +X◆	Birmingham Metropolitan College	34 +X◆	North Warwickshire and Hinckley College
2 ▲	University of Birmingham	17 X	Bournville College of Further Education	35 +X◆	Sandwell College
3 ▲	Birmingham City University	18 X	Burton upon Trent Technical College	36 X	Shrewsbury College of Arts and Technology
4 ▲	University College Birmingham	19 +◆	City College, Birmingham	37 +X◆	The Solihull College
5 ▲	Coventry University	20 +X◆	City College, Coventry	38 +X	South Birmingham College
6 ▲	Harper Adams University College	21 +X	City of Wolverhampton College	39 +X	South Staffordshire College
7 ▲	Keele University	22 +X◆	Dudley College of Technology	40 X	Stafford College
8 ▲	Newman University College	23 X	Evesham and Malvern Hills College	41 X	Stoke-on-Trent College
9 ▲	Staffordshire University	24 +X◆	Halesowen College	42 +X◆	Stourbridge College
10 ■	Staffordshire University, Stafford campus	25 +X◆	Henley College Coventry	43 +X◆	Stratford upon Avon College
11 ▲	University of Warwick	26 +X◆	Hereford College of Arts	44 +X◆	Telford College of Arts and Technology
12 ■	University of Wolverhampton, Telford campus	27 +X◆	Herefordshire College of Technology	45 X	Walford and North Shropshire College
13 ■	University of Wolverhampton, Burton	28 +	Hereward College of Further Education	46 +X◆	Walsall College
14	University of Wolverhampton:	29 X	Kidderminster College	47 +X◆	Warwickshire College
▲	Main campus	30 X	Leek College of Further Education and School of Art	48 +X◆	Worcester College of Technology
■	Compton	31 +◆	New College, Telford	49 X	Worcester Sixth Form College
■	Walsall campus	32 X	Newcastle-under-Lyme College		
15 ▲	University of Worcester	33 +◆	North East Worcestershire College		

Legend

▲ HEI main campus

■ HEI non-main campus

X FEC provision registered at an HEI

+ FEC provision registered at an FEC

◆ FEC funded by HEFCE in 2010-11

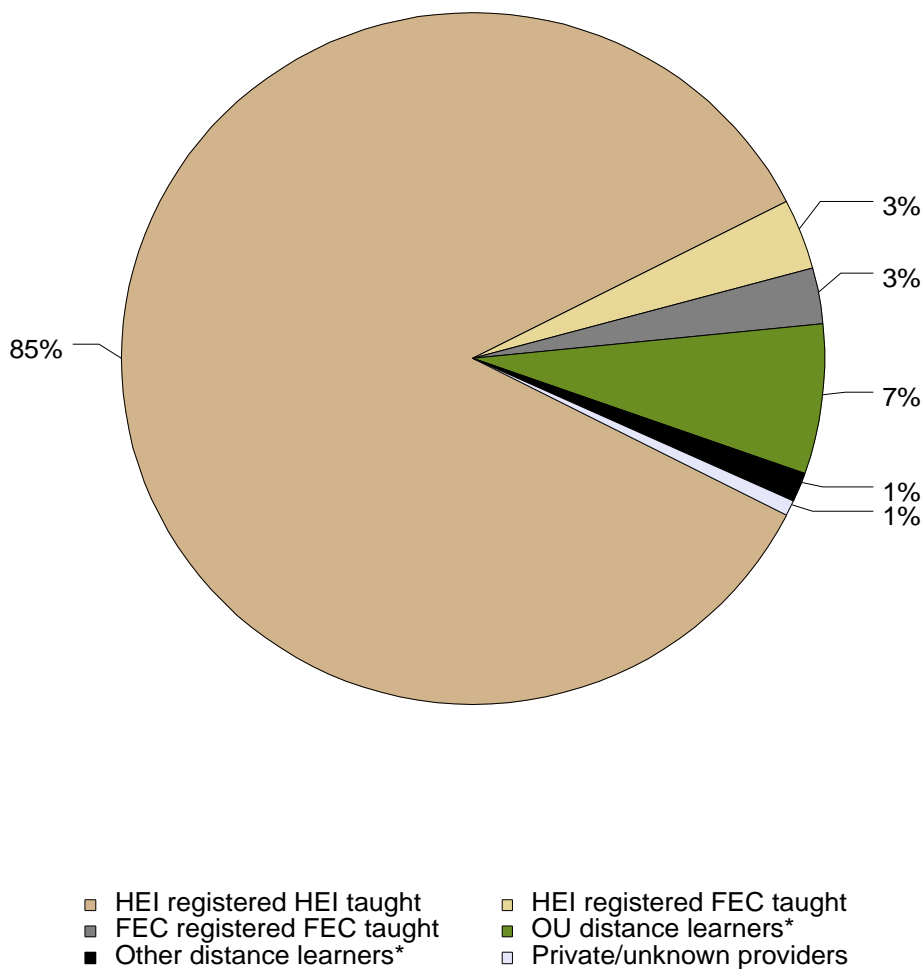
This page is intentionally blank.

HE students taught at West Midlands institutions

2005-06 to 2007-08

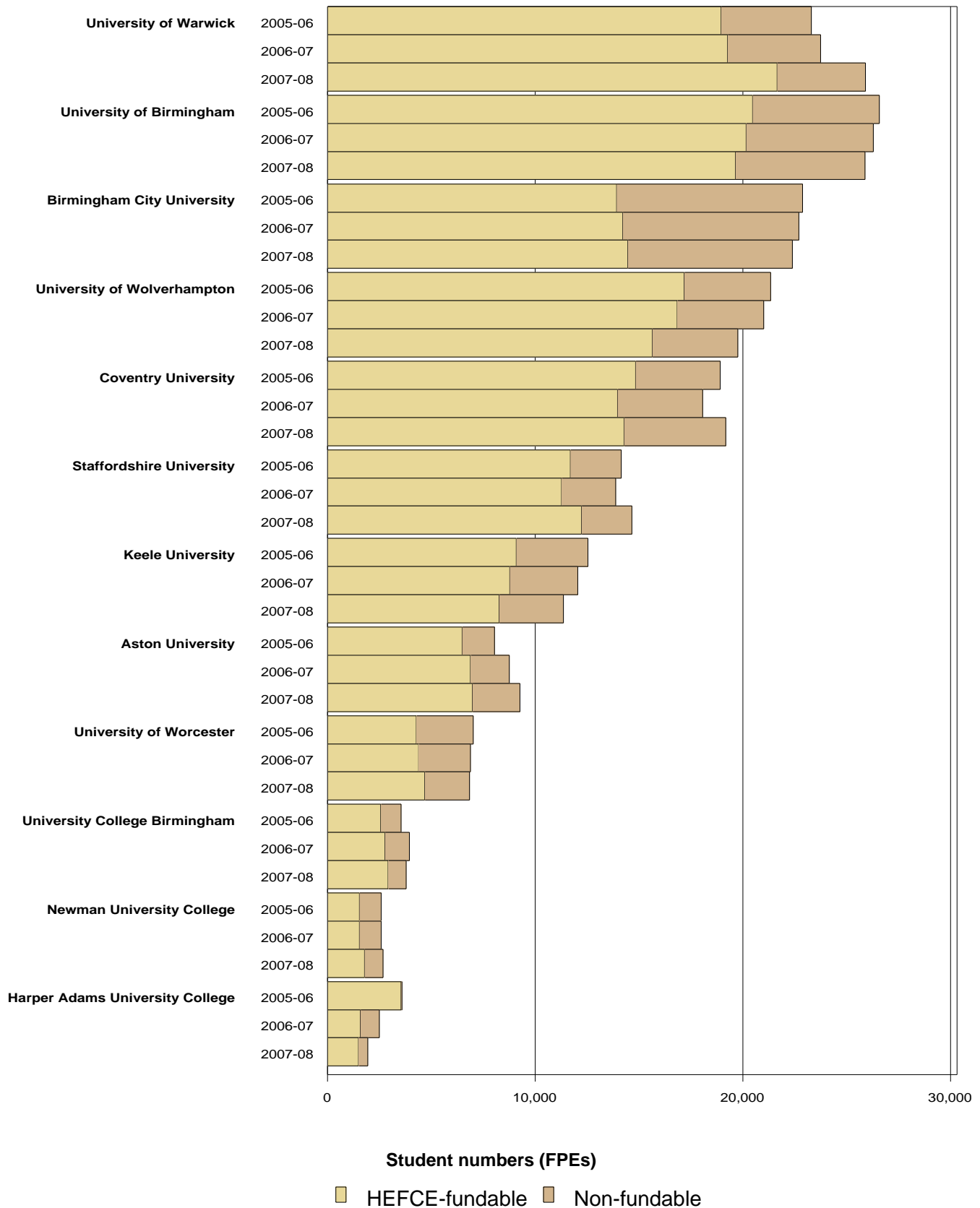
	FPEs: 2005-06 2006-07 2007-08			FTEs: 2005-06 2006-07 2007-08			
HEI registered HEI taught:	164,530	162,450	163,730	HEI registered HEI taught:	119,885	120,355	121,180
HEI registered FEC taught:	5,915	5,930	6,295	HEI registered FEC taught:	4,295	4,075	3,680
FEC registered FEC taught:	5,270	5,145	5,050	FEC registered FEC taught:	4,020	4,020	4,030
OU distance learners*:	12,360	13,065	13,470	OU distance learners*:	4,635	4,855	4,865
Other distance learners*:	2,590	2,690	2,585	Other distance learners*:	985	925	855
Private/unknown provider:	120	805	1,425	Private/unknown provider:	80	185	470
Total:	190,785	190,085	192,555	Total:	133,905	134,420	135,085

Profile of students' study methods in the West Midlands (based on student FPEs)



* Learners domiciled in region

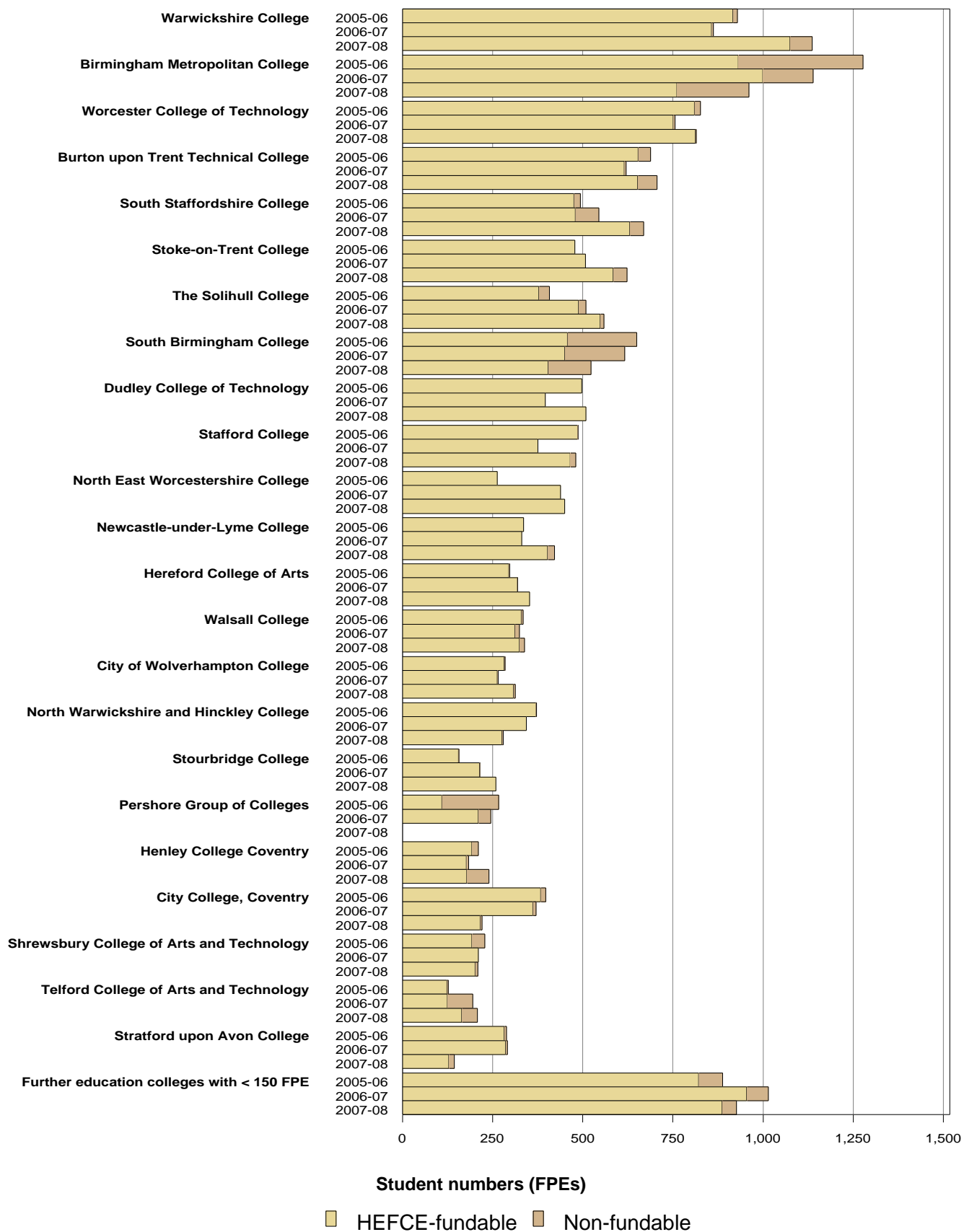
HE students taught at HEIs in the West Midlands 2005-06 to 2007-08 (OU and distance learners excluded)



HE students taught at FECs in the West Midlands

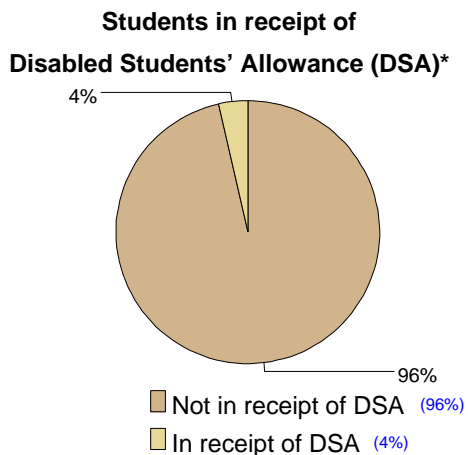
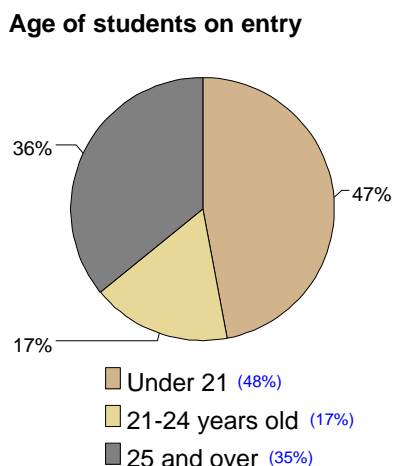
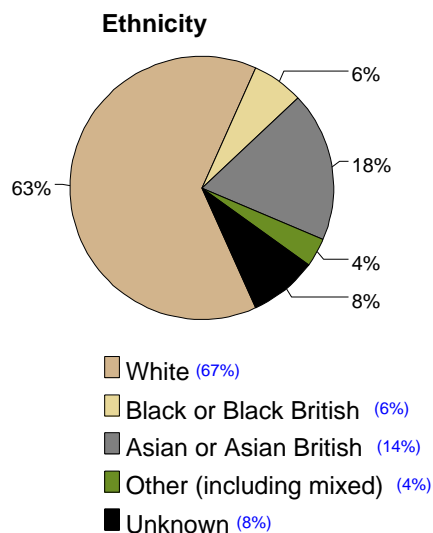
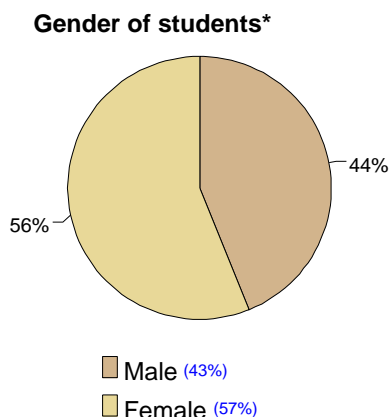
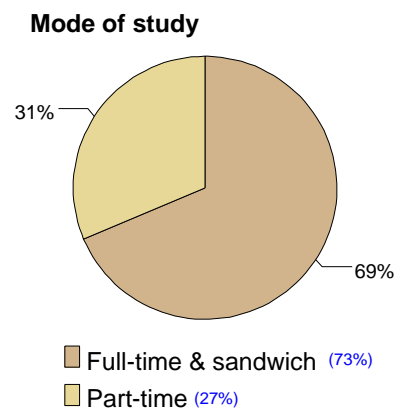
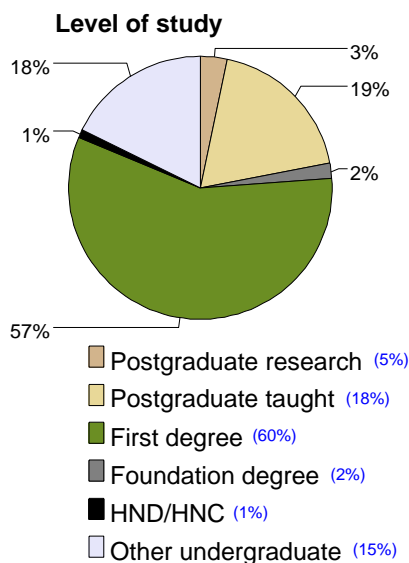
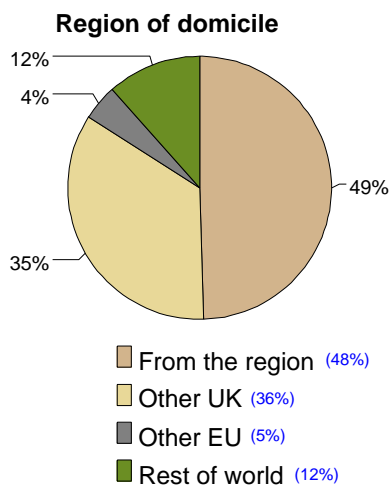
2005-06 to 2007-08

Higher education student numbers for further education colleges with more than 150 FPE
2005-06 to 2007-08



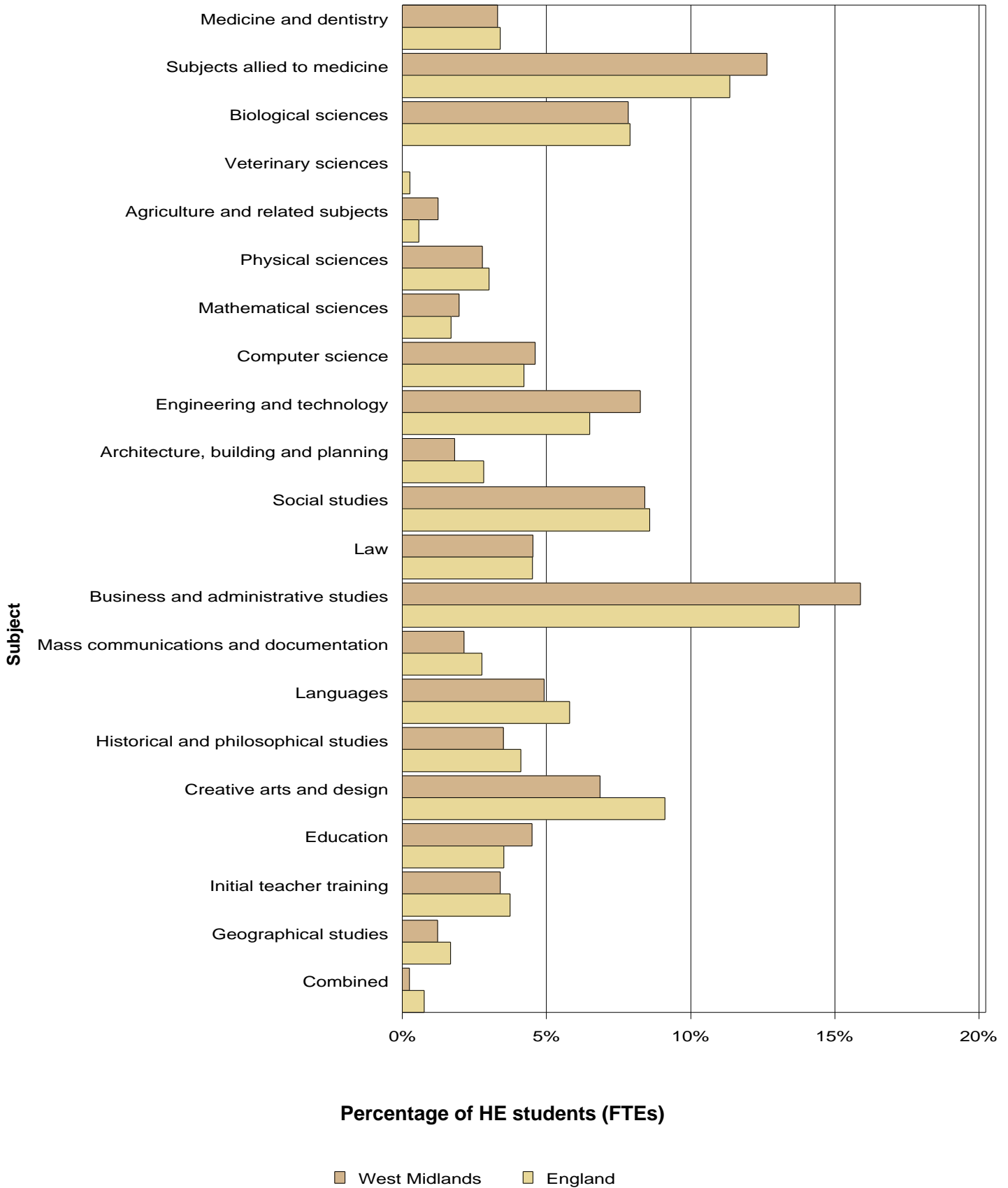
HE students taught at West Midlands HEIs 2007-08: characteristics (OU and distance learners excluded)

Based on student FPEs (percentage in brackets represents average for England)



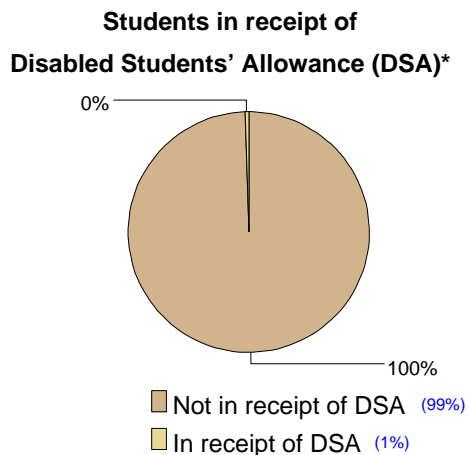
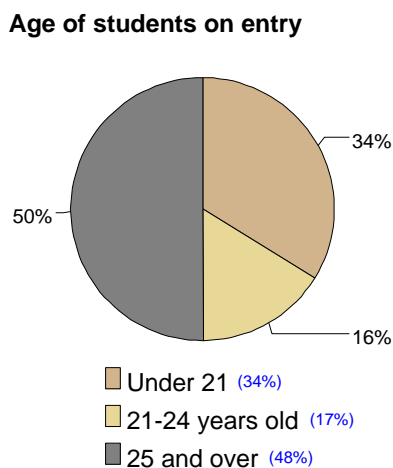
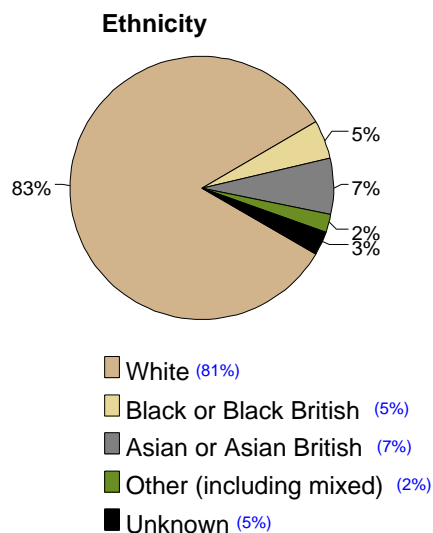
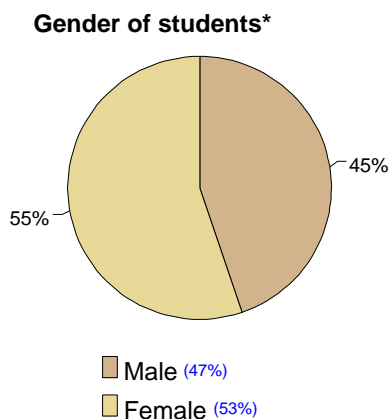
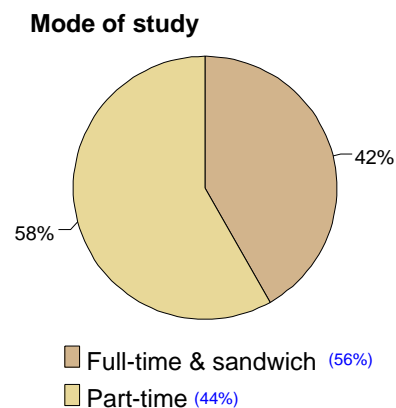
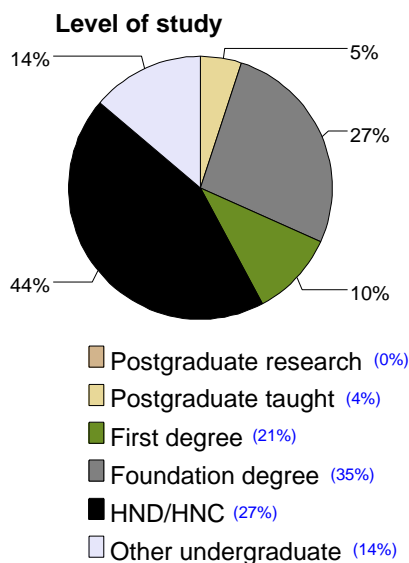
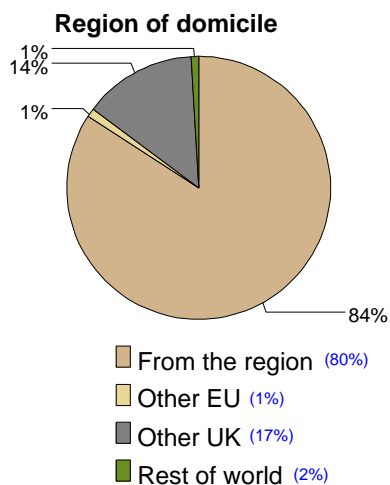
* Please refer to Annex A

HE students taught at West Midlands HEIs: subject 2007-08 (OU and distance learners excluded)



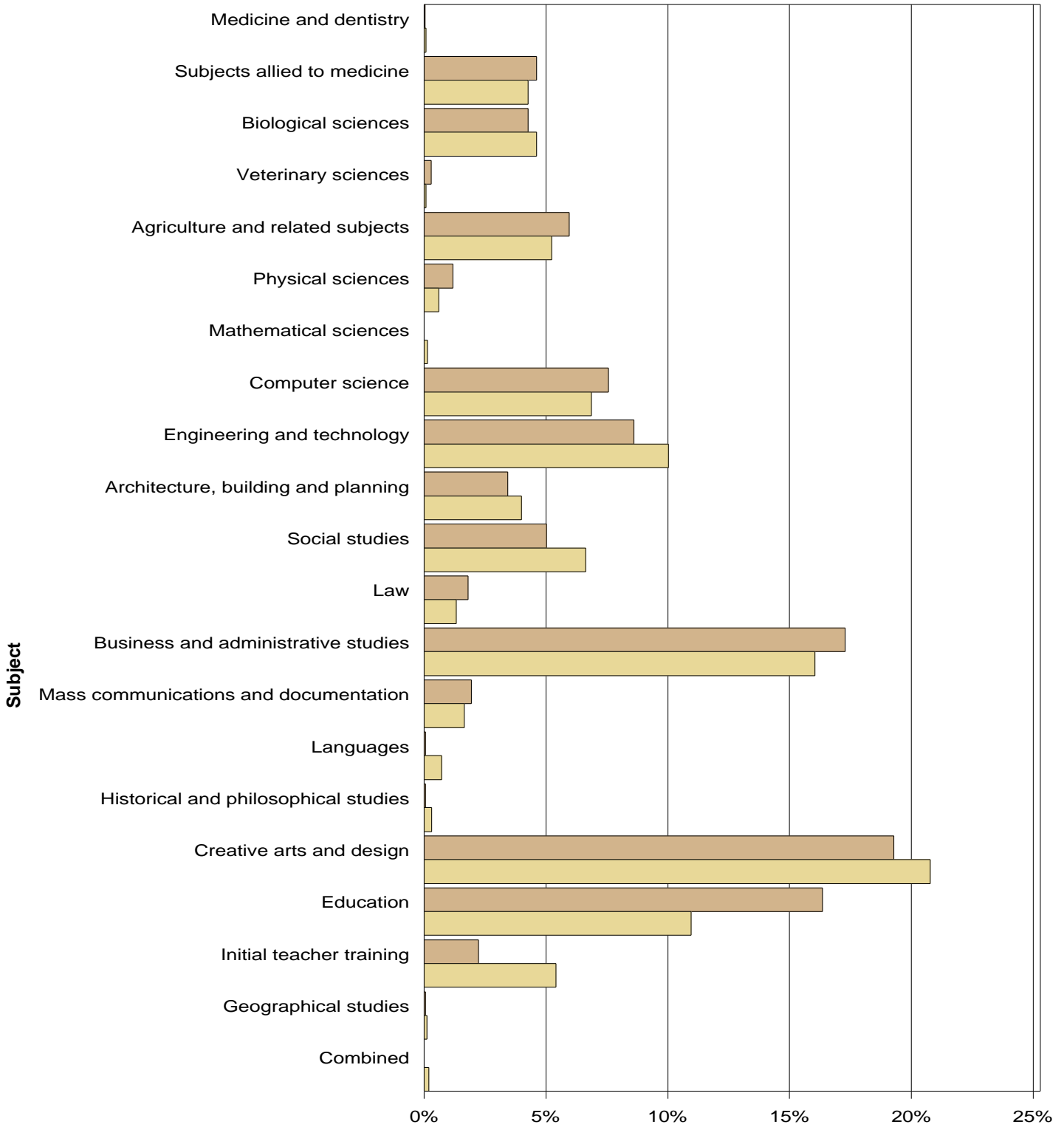
HE students taught at West Midlands FECs 2007-08: characteristics

Based on student FPEs (percentage in brackets represents average for England)



* Please refer to Annex A

HE students taught at West Midlands FECs: subject 2007-08

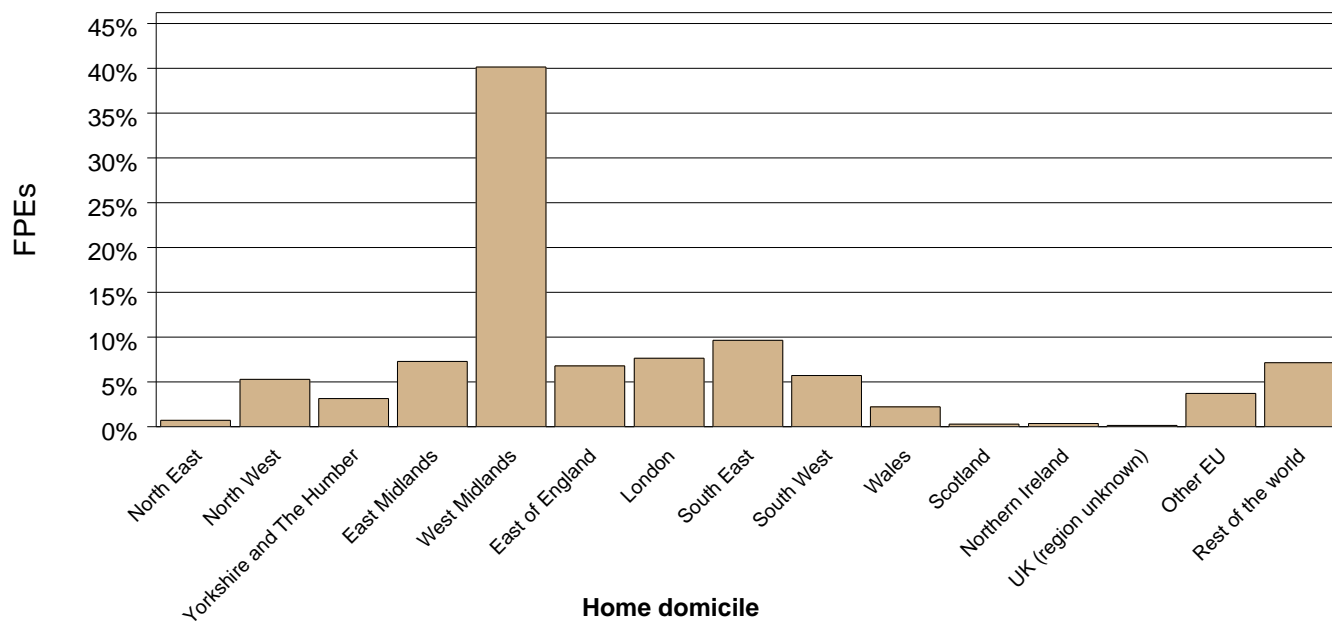


Percentage of HE students (FTEs)

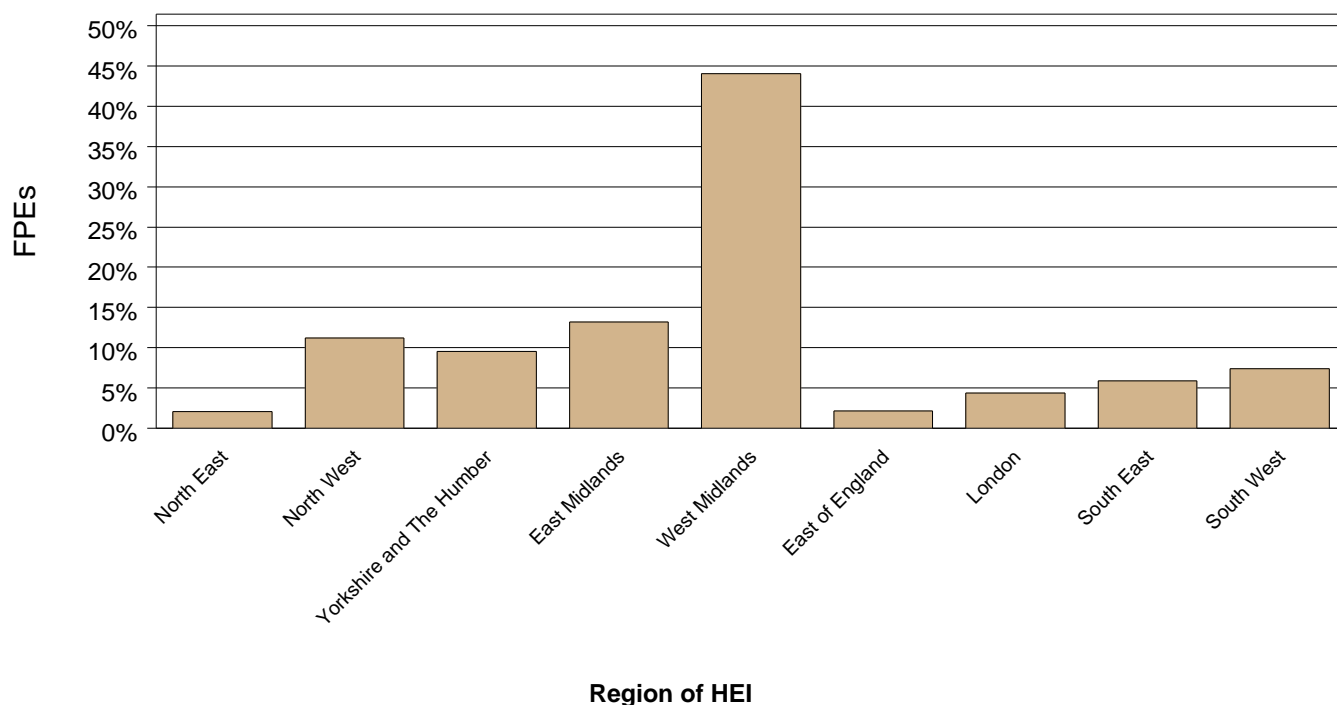
■ West Midlands ■ England

Flows of young, full-time, first degree students between regions (OU and distance learners excluded)

Where do young students at West Midlands HEIs in 2007-08 come from?

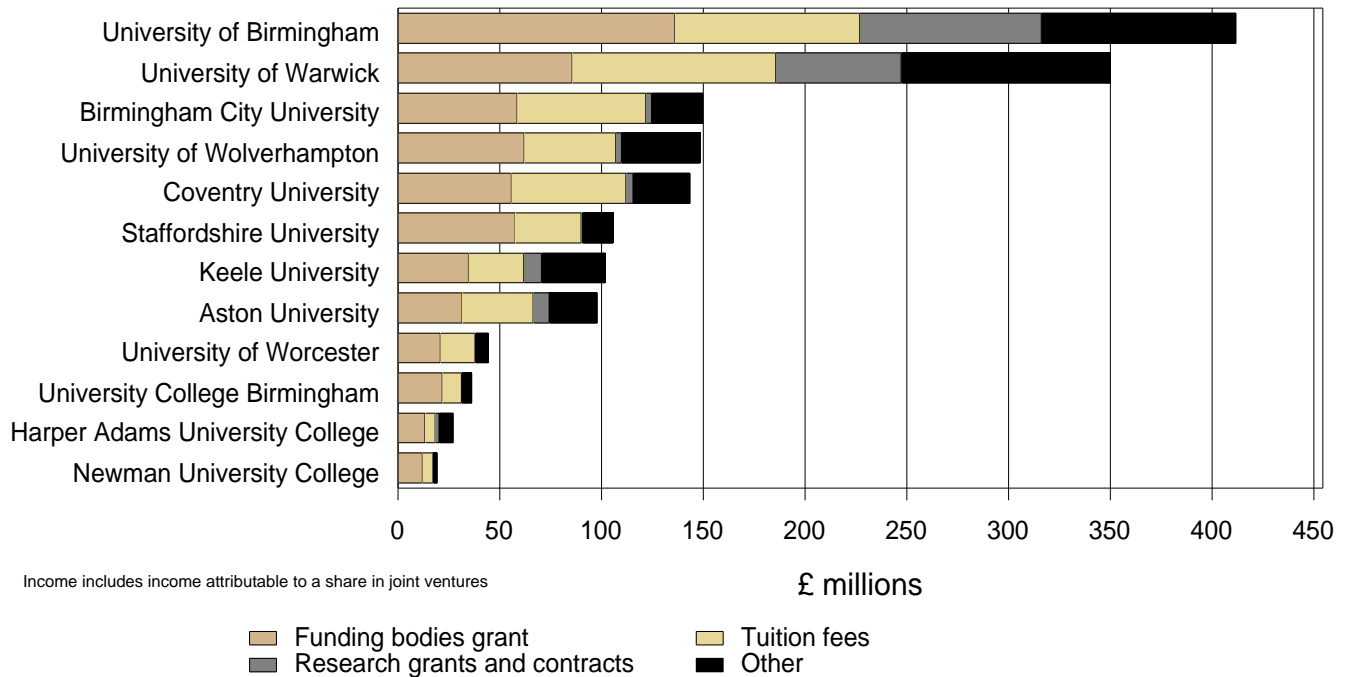


Where in England do young students from the West Midlands study?
2007-08

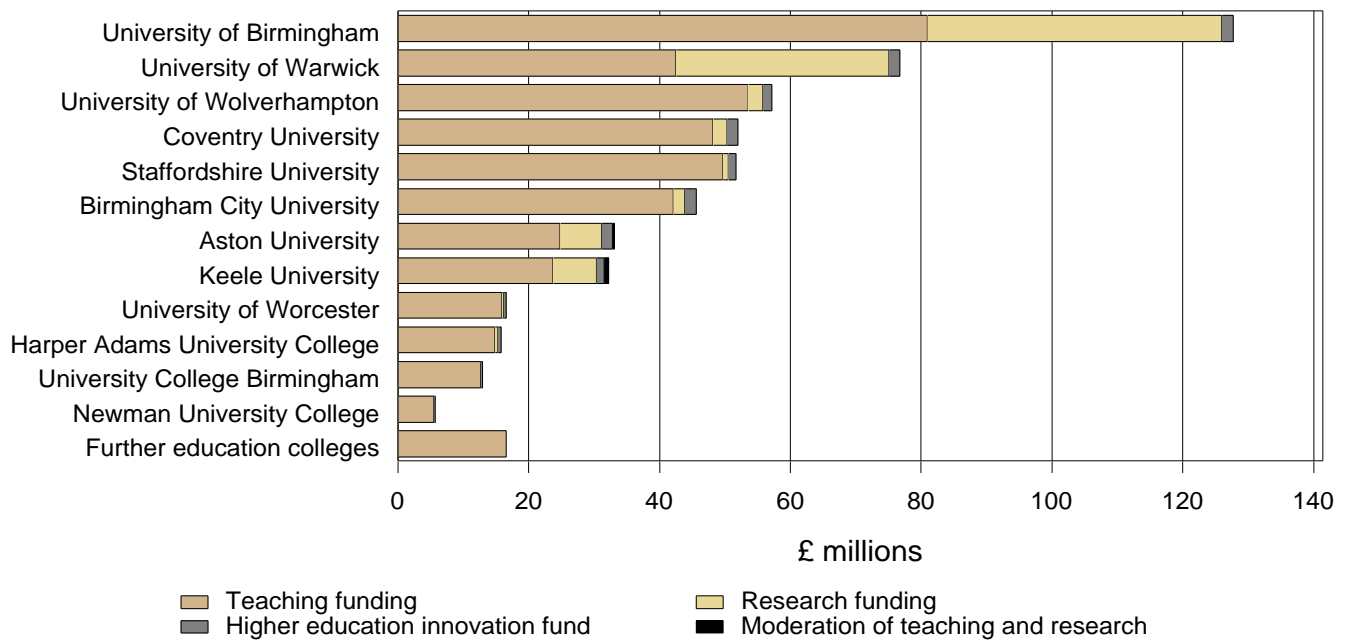


Income to HE institutions in the West Midlands

Total income by source 2007-08



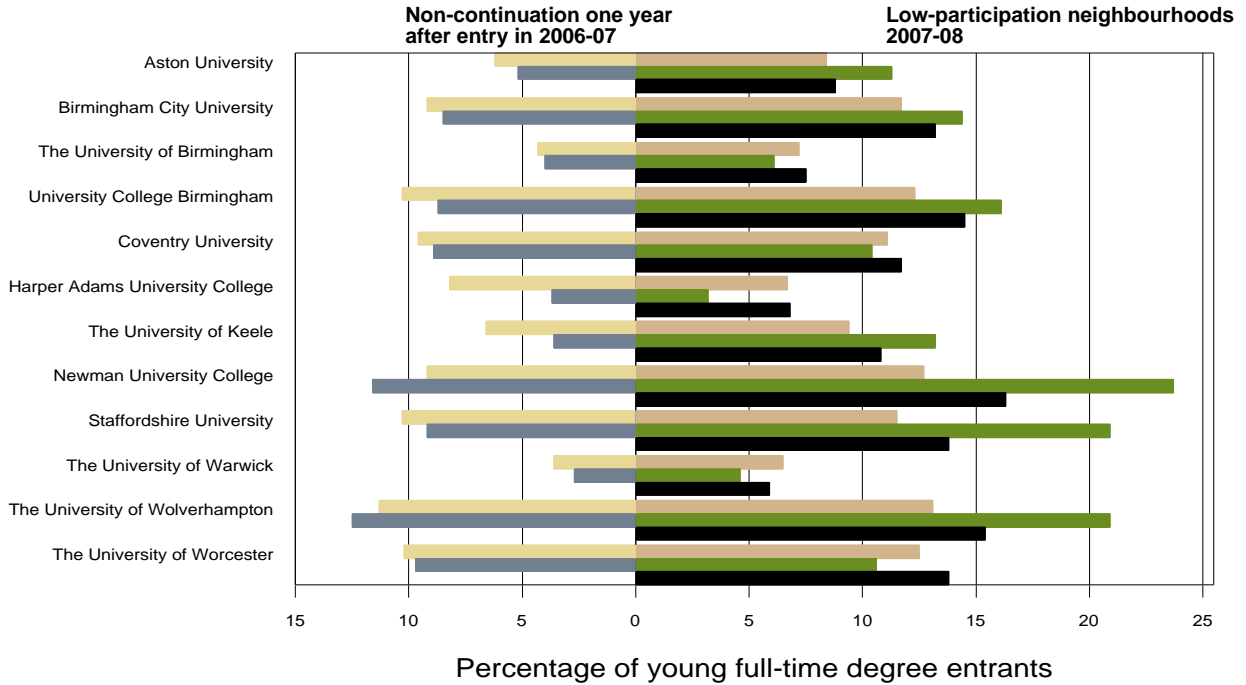
HEFCE recurrent grants for 2009-10



Performance of HEIs in the West Midlands

Performance indicators for participation and non-continuation

Young full-time degree entrants to HEIs in the West Midlands

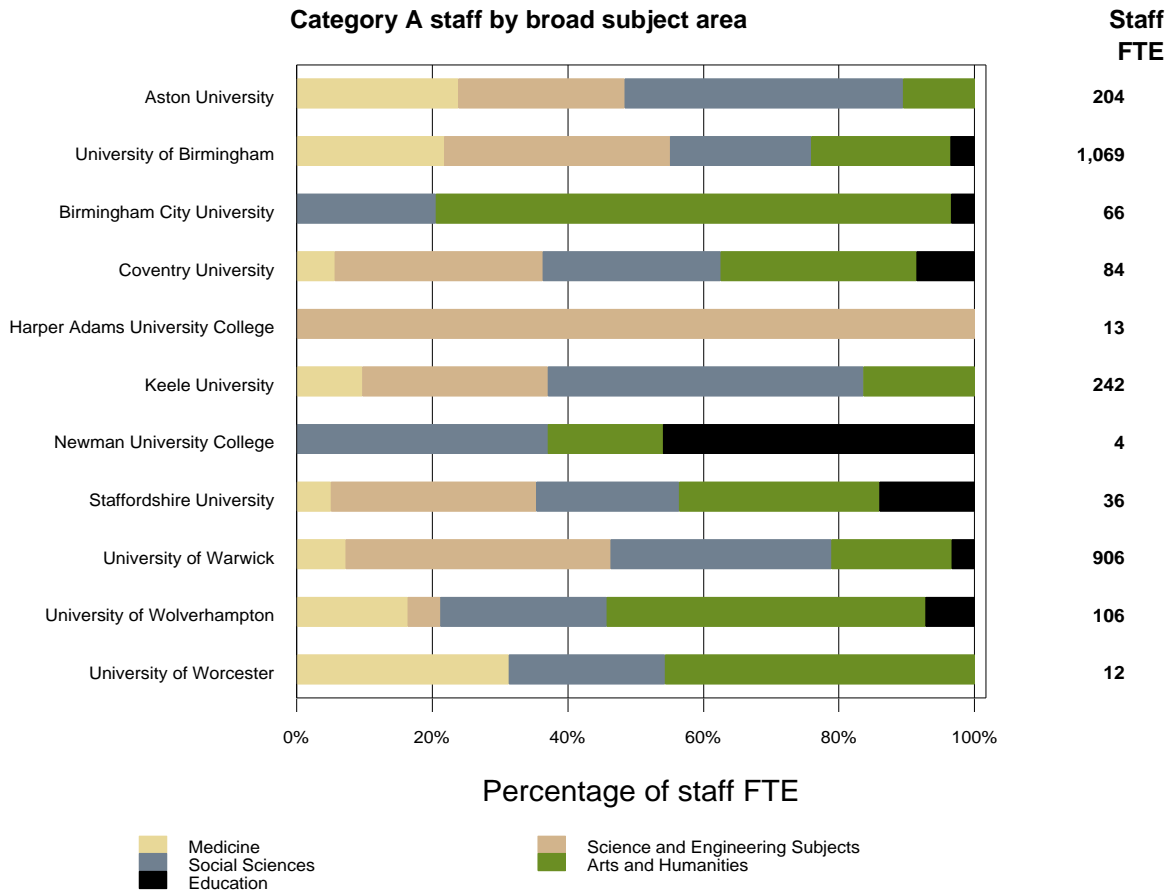


■ (Actual) Per cent not in HE one year after entry 2006-07
 ■ (Actual) Per cent from low-participation neighbourhood 2007-08
■ (Benchmark) Per cent not in HE one year after entry 2006-07
 ■ (Benchmark) Per cent from low-participation neighbourhood 2007-08
■ (Location-adjusted benchmark) Per cent from low-participation neighbourhood 2007-08

These data are taken from 'Performance indicators in higher education in the UK' (HESA) Institution names used in that publication have been kept

Research Assessment Exercise 2008 staff volume - 2* and above

Category A staff by broad subject area

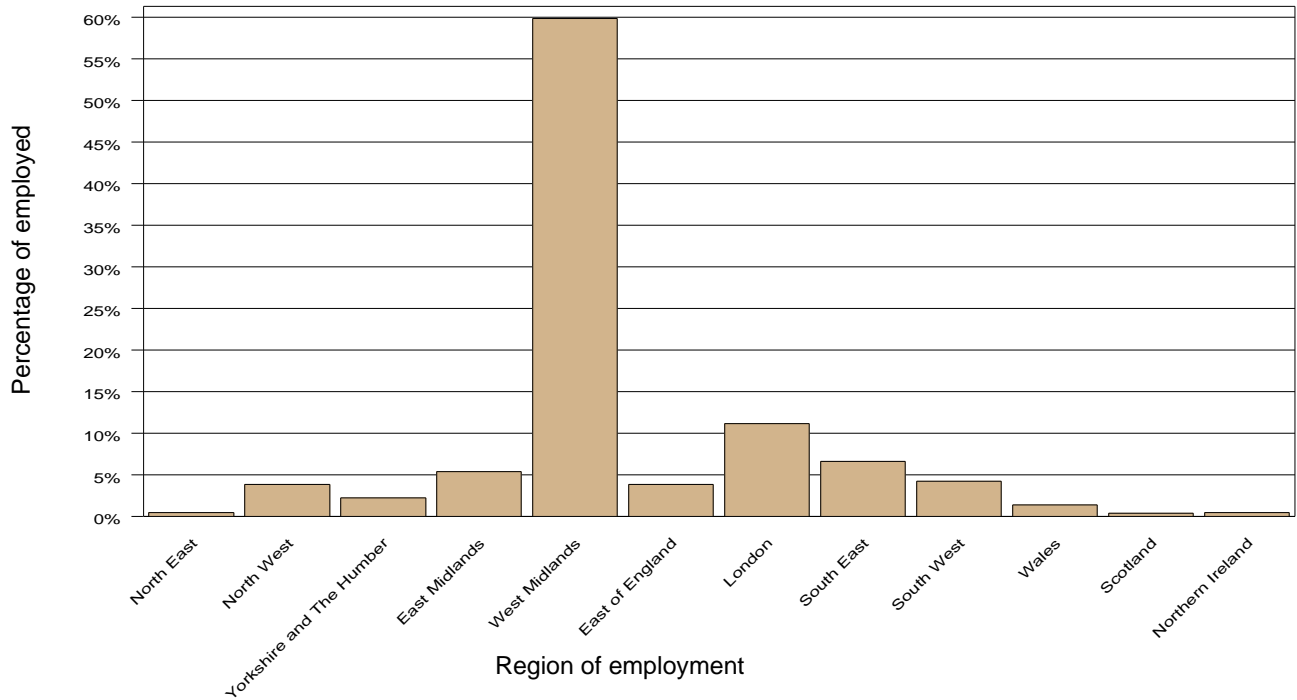


Employment destinations of first degree graduates

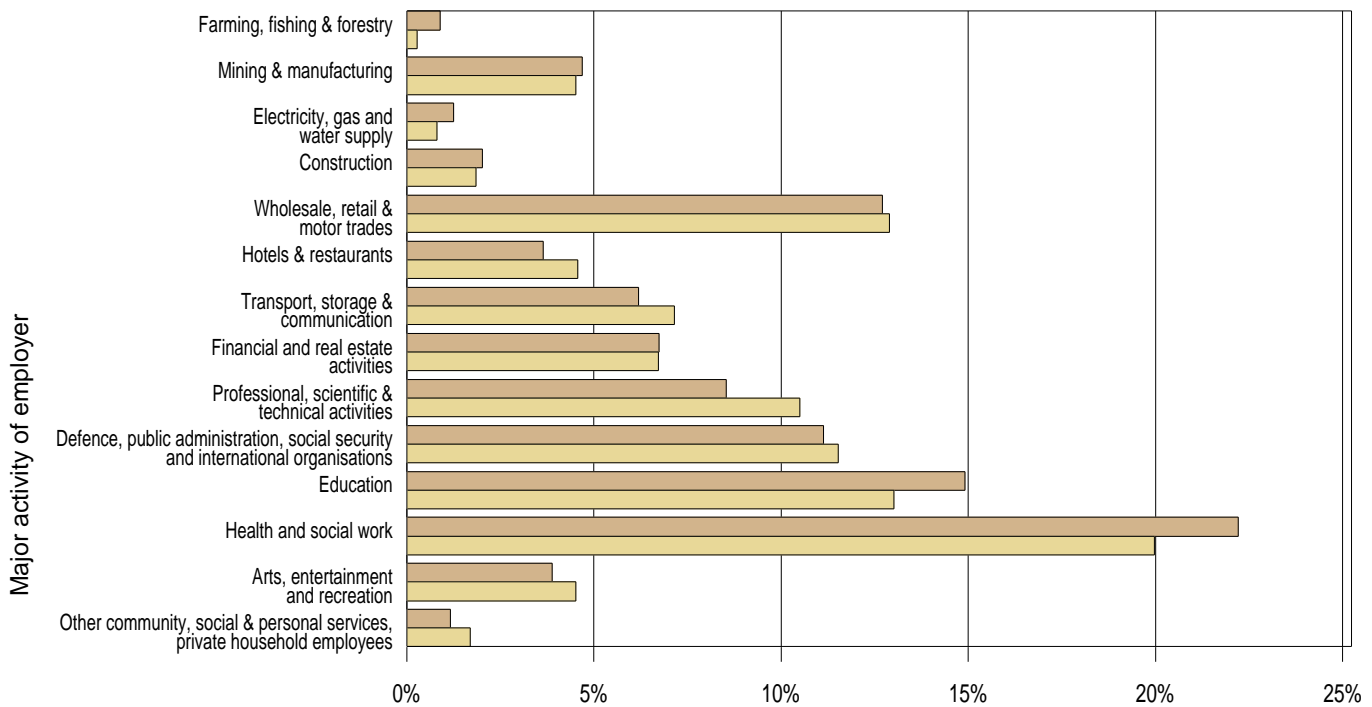
First degree students graduating from HEIs in 2007:

Work: 62% Further study: 16% Work and study: 9% Unemployed: 8% Other: 4%

Where do graduates from West Midlands HEIs find employment?



Employed graduates of West Midlands HEIs: destination by type of industry



Percentage of employed first degree graduates returned in the Destinations of Leavers from Higher Education survey

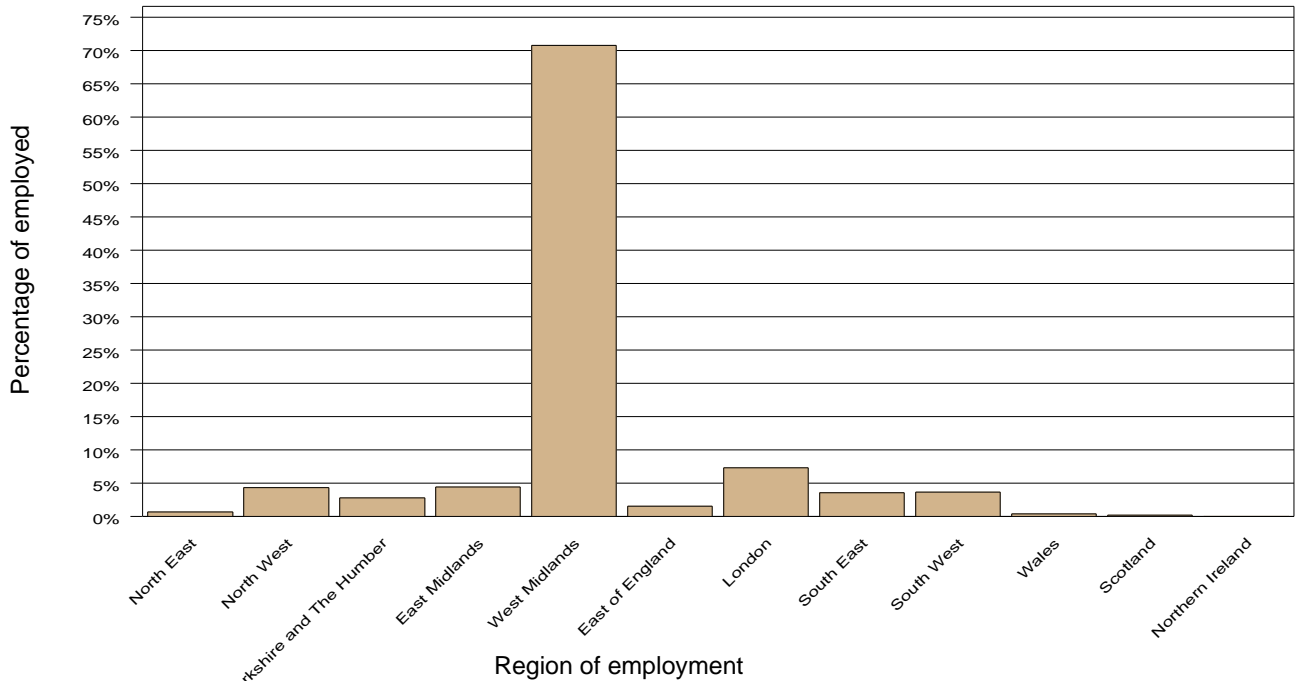
■ West Midlands ■ England

Employment destinations of first degree graduates

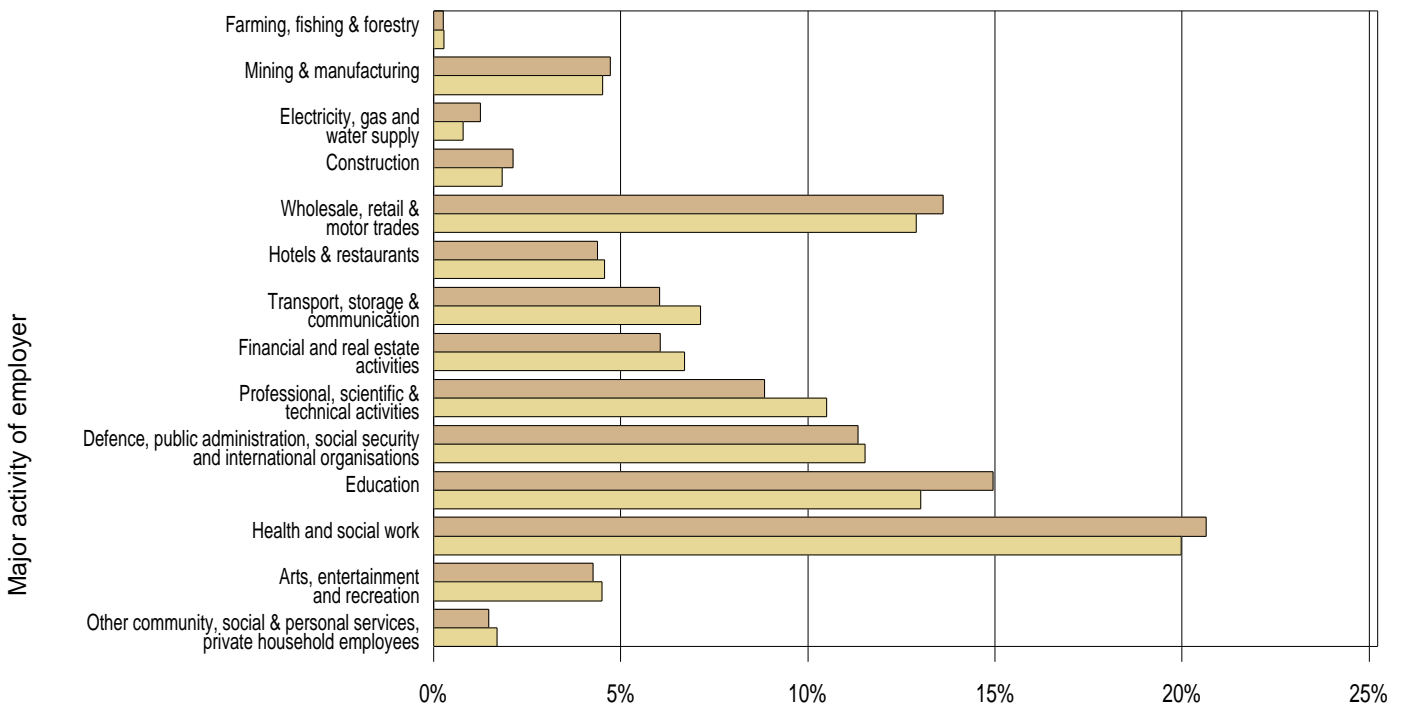
First degree students from the region graduating in 2007:

Work: 64% Further study: 15% Work and study: 9% Unemployed: 8% Other: 5%

Where do graduates from the West Midlands find employment?



Employed graduates of the West Midlands region: destination by type of industry



Percentage of employed first degree graduates returned in the Destinations of Leavers from Higher Education survey

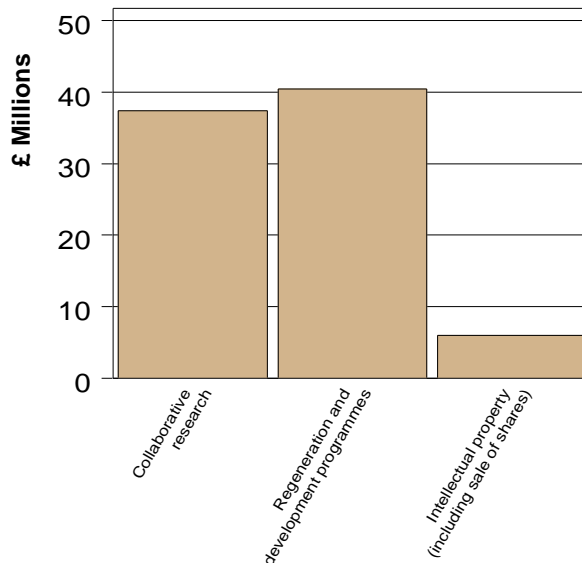
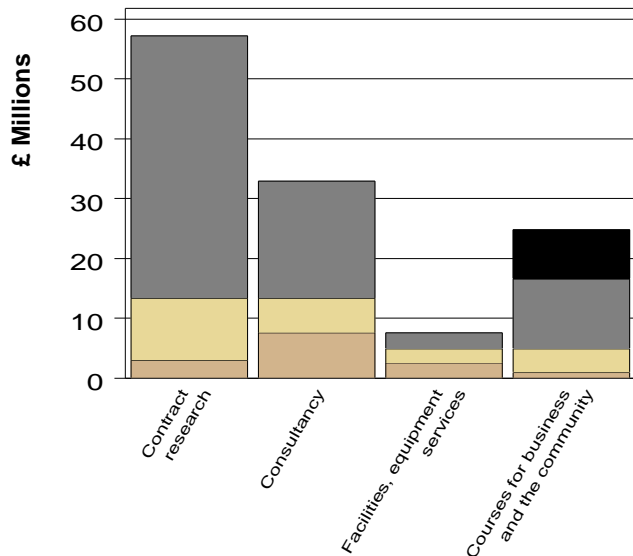
■ West Midlands ■ England

Higher Education-Business and Community Interaction Survey

West Midlands

Income from HE-business interactions 2007-08

SME
 Non-SME
 Non-commercial
 Individuals



Type and number of interactions

Contract research	2,512	Software licences granted	6
Consultancy contracts	11,671	Spin-offs still active and survived three years	58
Facilities and equipment-related services	1,475	Graduate start-ups established	114
New patent applications in year	78	Attendees at free public lectures	32,868
Non-software licences granted	60	Attendees at chargeable performance arts events	281,642

Facilities and support infrastructure for enterprise provided by HEIs 2008-09

Percentage of HEIs in the West Midlands

